

Program Name : Computer Engineering Program Group
Program Code : CO/CM/IF/CW
Semester : Third
Course Title : Data Structures Using 'C'
Course Code : 22317

1. RATIONALE

Data structure is an important aspect for Computer Engineering and Information Technology Diploma graduates. Data structure is a logical & mathematical model of storing & organizing data in a particular way in a computer. The methods and techniques of Data Structures are widely used in industries. After learning this subject student will be able to identify the problem, analyze different algorithms to solve the problem & choose most appropriate data structure to represent the data.

2. COMPETENCY

The aim of this course is to help the student to attain the following industry identified competency through various teaching learning experiences:

- **Implement relevant algorithms using Data Structures.**

3. COURSE OUTCOMES (COs)

The theory, practical experiences and relevant soft skills associated with this course are to be taught and implemented, so that the student demonstrates the following *industry oriented* COs associated with the above mentioned competency:

- Perform basic operations on arrays.
- Apply different searching and sorting techniques.
- Implement basic operations on stack and queue using array representation.
- Implement basic operations on Linked List.
- Implement program to create and traverse tree to solve problems.

4. TEACHING AND EXAMINATION SCHEME

Teaching Scheme			Credit (L+T+P)	Examination Scheme												
L	T	P		Theory						Practical						
				Paper Hrs.	ESE		PA		Total		ESE		PA		Total	
					Max	Min	Max	Min	Max	Min	Max	Min	Max	Min	Max	Min
3	-	2	5	3	70	28	30*	00	100	40	25#	10	25	10	50	20

(*): Under the theory PA; Out of 30 marks, 10 marks of theory PA are for micro-project assessment to facilitate integration of COs and the remaining 20 marks is the average of 2 tests to be taken during the semester for the assessment of the UOs required for the attainment of the COs.

Legends: L-Lecture; T – Tutorial/Teacher Guided Theory Practice; P - Practical; C – Credit, ESE - End Semester Examination; PA - Progressive Assessment

5. COURSE MAP (with sample COs, PrOs, UOs, ADOs and topics)



This course map illustrates an overview of the flow and linkages of the topics at various levels of outcomes (details in subsequent sections) to be attained by the student by the end of the course, in all domains of learning in terms of the industry/employer identified competency depicted at the center of this map.

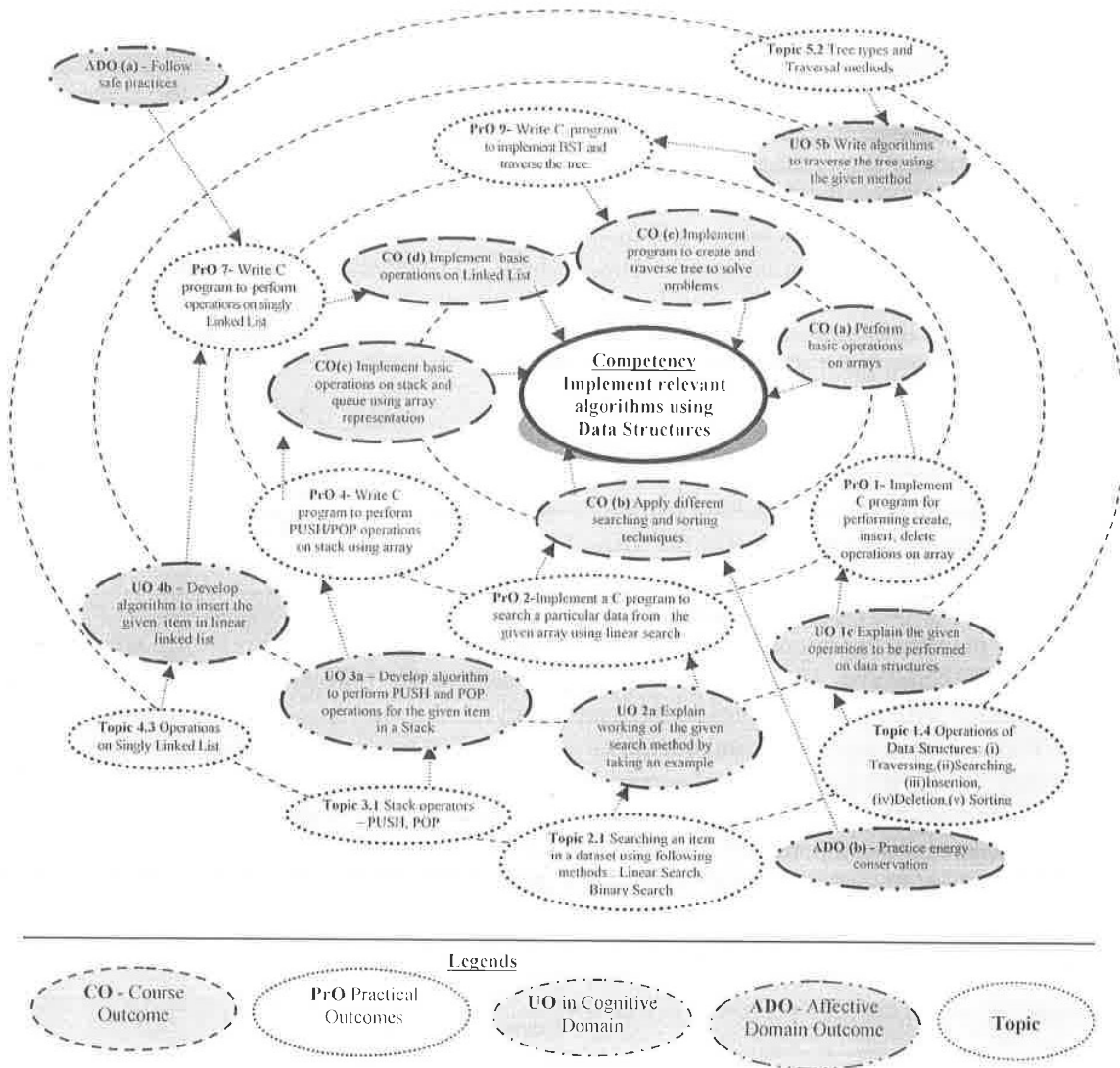


Figure 1 - Course Map

6. SUGGESTED PRACTICALS/ EXERCISES

The practicals in this section are PrOs (i.e. sub-components of the COs) to be developed and assessed in the student for the attainment of the competency:


S. No.	Practical Outcomes (PrOs)	Unit No.	Approx. Hrs. Required
1	Implement a 'C' program for performing following operations on Array: Creation, Insertion, Deletion, Display	I	02*
2	Implement a 'C' program to search a particular data from the given Array using: (i)Linear Search,	II	02*
3	Implement a 'C' program to search a particular data from the given	II	02*

S. No.	Practical Outcomes (PrOs)	Unit No.	Approx. Hrs. Required
	Array using Binary Search		
4	Implement a 'C' program to sort an array using following methods: (i)Bubble Sort, (ii) Selection Sort (iii) Insertion Sort	II	02*
5	Implement a 'C' program to sort an array using following methods: (ii) Selection	II	02
6	Implement a 'C' program to sort an array using following methods: (iii) Insertion Sort	II	02
7	Write C program to perform PUSH and POP operations on stack using array.	III	02*
8	Write C program to perform INSERT and DELETE operations on Linear Queue using array. Part - I	III	02
9	Write C program to perform INSERT and DELETE operations on Linear Queue using array. Part - II	III	02
10	Write C program to perform INSERT and DELETE operations on Circular Queue using array. Part - I	III	02
11	Write C program to perform INSERT and DELETE operations on Circular Queue using array. Part - II	III	02
12	Write C program to perform the operations (Insert, Delete, Traverse, and Search) on Singly Linked List. Part - I	IV	02*
13	Write C program to perform the operations (Insert, Delete, Traverse, and Search) on Singly Linked List. Part - II	IV	02
14	Write C program to perform the operations (Insert, Delete, Traverse, and Search) on Circular Singly Linked List. Part - I	IV	02*
15	Write C program to perform the operations (Insert, Delete, Traverse, and Search) on Circular Singly Linked List. Part - II	IV	02
16	Write C program to Implement BST (Binary Search Tree) and traverse the tree (Inorder, Preorder, Post order).	V	02*
Total			32

Note

- i. A suggestive list of **PrOs** is given in the above table. More such PrOs can be added to attain the COs and competency. A judicious mix of minimum 12 or more practical need to be performed, out of which, the practicals marked as '*' are compulsory, so that the student reaches the 'Precision Level' of Dave's 'Psychomotor Domain Taxonomy' as generally required by the industry.
- ii. The 'Process' and 'Product' related skills associated with each PrO is to be assessed according to a suggested sample given below:

S. No.	Performance Indicators	Weightage in %
a.	Correctness of data structure representation	20
b.	Correctness of algorithm	35
c.	Debugging ability	10
d.	Quality of input and output displayed	10
e.	Answer to sample questions	15
f.	Submit report in time	10
Total		100



The above PrOs also comprise of the following social skills/attitudes which are Affective Domain Outcomes (ADOs) that are best developed through the laboratory/field based experiences:

- Follow safety practices.
- Practice good housekeeping.
- Demonstrate working as a leader/a team member.
- Follow ethical practices.

The ADOs are not specific to any one PrO, but are embedded in many PrOs. Hence, the acquisition of the ADOs takes place gradually in the student when s/he undertakes a series of practical experiences over a period of time. Moreover, the level of achievement of the ADOs according to Krathwohl's 'Affective Domain Taxonomy' should gradually increase as planned below:

- 'Valuing Level' in 1st year
- 'Organising Level' in 2nd year and
- 'Characterising Level' in 3rd year.

7. MAJOR EQUIPMENT/ INSTRUMENTS REQUIRED

The major equipment with broad specification mentioned here will usher in uniformity in conduct of experiments, as well as aid to procure equipment by authorities concerned.


S. No.	Equipment Name with Broad Specifications	PrO S. No.
1	Computer system (Any computer system which is available in laboratory)	All
2	'C' Compiler / GCC Compiler	

8. UNDERPINNING THEORY COMPONENTS

The following topics are to be taught and assessed in order to develop the sample UOs given below for achieving the COs to attain the identified competency. More UOs could be added:

Unit	Unit Outcomes (UOs) (in cognitive domain)	Topics and Sub-topics
Unit – I Introducti on to Data Structures	1a. Classify the given type of Data Structures based on their characteristics. 1b. Explain complexity of the given algorithm in terms of time and space. 1c. Explain the given operations to be performed on the given type of data structures.	1.1 Concept and need of DS, Abstract Data Type 1.2 Types of Data Structures: (i) Linear Data Structures (ii) Non-Linear Data Structures 1.3 Algorithm Complexity: (i)Time (ii)Space 1.4 Operations on Data Structures: (i) Traversing,(ii)Searching, (iii)Insertion, (iv)Deletion,(v) Sorting
Unit– II Searching and Sorting	2a. Explain working of the given search method with an example. 2b. Write an algorithm to search the given key using binary Search method.	2.1 Searching: searching an item in a data set using following methods: (i) Linear Search (ii) Binary Search 2.2 Sorting: sorting of data set in an order using following methods:

Unit	Unit Outcomes (UOs) (in cognitive domain)	Topics and Sub-topics
	<p>2c. Write an Algorithm to sort data using a specified sorting method.</p> <p>2d. Explain the working of given sorting method step-by-step with an example and small data set.</p>	<p>(i) Bubble Sort</p> <p>(ii) Selection Sort</p> <p>(iii) Insertion Sort</p> <p>(iv) Quick Sort</p> <p>(v) Radix Sort.</p>
Unit– III Stacks and Queues	<p>3a. Develop an algorithm to perform PUSH and POP operations for the given item in a Stack.</p> <p>3b. Convert the given expression from Infix to Prefix/Postfix using Stack.</p> <p>3c. Write steps to evaluate the given expression using the stack.</p> <p>3d. Develop a program to perform the given operation on a linear Queue.</p> <p>3e. Write Algorithm to perform the given operations on circular queue.</p>	<p>3.1 Introduction to Stack</p> <ul style="list-style-type: none"> - Stack representation in memory using array - Stack as an ADT - Stack Operations – PUSH, POP - Stack Operations Conditions – Stack Full / Stack Overflow, Stack Empty / Stack Underflow. - Applications of Stack <ul style="list-style-type: none"> • Reversing a list • Polish notations <p>3.2 Conversion of infix to postfix expression, Evaluation of postfix expression, Converting an infix into prefix expression, Evaluation of prefix expression , Recursion, Tower of Hanoi</p> <p>3.3 Introduction to Queue:</p> <ul style="list-style-type: none"> - Queue representation in memory using array - Queue as an ADT - Types of Queues :- Linear Queue, Circular Queue, Concept of Priority Queue - Queue Operations – INSERT, DELETE - Queue Operations Conditions – Queue Full, Queue Empty - Applications of Queue
Unit-IV Linked List	<p>4a. Create relevant structure to represent the given node using linked list.</p> <p>4b. Develop algorithm to insert the given item in linear linked list.</p> <p>4c. Develop algorithm to delete the given item from linear linked list</p> <p>4d. Develop algorithm to traverse a circular linked list.</p>	<p>4.1 Introduction to Linked List Terminologies: node, Address, Pointer, Information field / Data field, Next pointer, Null Pointer, Empty list.</p> <p>4.2 Type of lists: Linear list, Circular list</p> <p>4.3 Operations on a singly linked list: Traversing a singly linked list, Searching a key in linked list, Inserting a new node in a linked list, Deleting a node from a linked list</p>
Unit –V Trees and Graphs	<p>5a. Draw Binary Search Tree for the given data set.</p> <p>5b. Write algorithms to traverse the tree using the</p>	<p>Introduction to Trees</p> <p>5.1 Terminologies: tree, degree of a node, degree of a tree, level of a node, leaf node, Depth / Height of a tree, In-degree & Out-Degree,</p>



Unit	Unit Outcomes (UOs) (in cognitive domain)	Topics and Sub-topics
	given method. 5c. Construct Expression tree for the given data. 5d. Represent the given Graph using adjacency matrix and adjacency list.	Path, Ancestor & descendant nodes 5.2 Tree Types and Traversal methods Types of Trees: General tree, Binary tree, Binary search tree (BST). Binary tree traversal : In order traversal, Preorder traversal, Post order traversal 5.3 Expression tree. 5.4 Introduction to Graph terminologies: graph, node (Vertices), arcs (edge), directed graph, undirected graph, in-degree, out-degree, adjacent, successor, predecessor, relation, path, sink, articulation point. 5.5 Adjacency List, Adjacency Matrix of directed / undirected graph.

Note: To attain the COs and competency, above listed UOs need to be undertaken to achieve the 'Application Level' of Bloom's 'Cognitive Domain Taxonomy'.

9. SUGGESTED SPECIFICATION TABLE FOR QUESTION PAPER DESIGN

Unit No.	Unit Title	Teaching Hours	Distribution of Theory Marks			
			R Level	U Level	A Level	Total Marks
I	Introduction to Data Structures	04	02	02	02	06
II	Searching and Sorting	08	02	02	08	12
III	Stacks and Queues	16	02	04	14	20
IV	Linked Lists	10	02	04	10	16
V	Trees and Graphs	10	02	04	10	16
Total		48	10	16	44	70

Legends: R=Remember, U=Understand, A=Apply and above (Bloom's Revised taxonomy)

Note: This specification table provides general guidelines to assist student for their learning and to teachers to teach and assess students with respect to attainment of UOs. The actual distribution of marks at different taxonomy levels (of R, U and A) in the question paper may vary from above table.

10. SUGGESTED STUDENT ACTIVITIES

Other than the classroom and laboratory learning, following are the suggested student-related *co-curricular* activities which can be undertaken to accelerate the attainment of the various outcomes in this course: Students should conduct following activities in group and prepare reports of about 5 pages for each activity, also collect/record physical evidences for their (student's) portfolio which will be useful for their placement interviews:

- Prepare journal of practical.
- Undertake micro-projects.
- Prepare a chart to classify Data Structures.
- Prepare charts for logical representation of Data Structures.

11. SUGGESTED SPECIAL INSTRUCTIONAL STRATEGIES (if any)



These are sample strategies, which the teacher can use to accelerate the attainment of the various learning outcomes in this course:

- a. Massive open online courses (*MOOCs*) may be used to teach various topics/sub topics.
- b. '*L*' in *item No. 4* does not mean only the traditional lecture method, but different types of teaching methods and media that are to be employed to develop the outcomes.
- c. About *15-20% of the topics/sub-topics* which is relatively simpler or descriptive in nature is to be given to the students for *self-directed learning* and assess the development of the COs through classroom presentations (see implementation guideline for details).
- d. With respect to item No.10, teachers need to ensure to create opportunities and provisions for *co-curricular activities*.
- e. Guide student(s) in undertaking micro-projects.
- f. Demonstrate students thoroughly before they start doing the practice.
- g. Encourage students to refer different websites to have deeper understanding of the subject.
- h. Observe continuously and monitor the performance of students in Lab.

12. SUGGESTED MICRO-PROJECTS

Only one micro-project is planned to be undertaken by a student that needs to be assigned to him/her in the beginning of the semester. In the first four semesters, the micro-project are group-based. However, in the fifth and sixth semesters, it should be preferably be *individually* undertaken to build up the skill and confidence in every student to become problem solver so that s/he contributes to the projects of the industry. In special situations where groups have to be formed for micro-projects, the number of students in the group should *not exceed three*.

The micro-project could be industry application based, internet-based, workshop-based, laboratory-based or field-based. Each micro-project should encompass two or more COs which are in fact, an integration of PrOs, UOs and ADOs. Each student will have to maintain dated work diary consisting of individual contribution in the project work and give a seminar presentation of it before submission. The total duration of the micro-project should not be less than *16 (sixteen) student engagement hours* during the course. The student ought to submit micro-project by the end of the semester to develop the industry oriented COs.

A suggestive list of micro-projects is given here. Similar micro-projects could be added by the concerned faculty:

- a. Develop a program in 'C' to evaluate an arithmetic expression using Stack with linked list representation.
- b. Develop a program in 'C' that creates Queue of given persons. Shift the original position of person to a new position based on its changed priority or remove a person from the Queue using Linked List implementation.
- c. Develop a program in 'C' that creates tree to store given data set using linked list representation. Locate and display a specific data from the data set.
- d. Develop a 'C' program for performing following banking operations: Deposit, Withdraw and Balance enquiry. Select appropriate data structure for the same.

13. SUGGESTED LEARNING RESOURCES

S. No.	Title of Book	Author	Publication
1	Data Structures using 'C'	Balgurusamy E.	McGraw Hill Education, New Delhi 2013, ISBN: 978-1259029547



S. No.	Title of Book	Author	Publication
2	Data Structures using 'C'	ISR D Group	McGraw Hill Education, New Delhi 2013, ISBN: 978-12590006401
3	Data Structures with 'C' (SIE) (Schaum's Outline Series)	Lipschutz	McGraw Hill Education, New Delhi 2013, ISBN: 978-0070701984
4	Practical 'C' programming	Steve Oualline	O'Reilly Media
5	Data Structures	Dr. Rajendra Kawale	Devraj Publications

14. SUGGESTED SOFTWARE/LEARNING WEBSITES

- a. <http://nptel.ac.in/courses/106102064/1>
- b. www.oopweb.com/algorithms
- c. www.studytonight.com/data-structures/
- d. www.cs.utexas.edu/users
- e. liscs.wssu.edu
- f. <http://www.academictutorials.com/data-structures>
- g. <http://www.sitebay.com/data-structure/c-data-structure>
- h. <http://www.indiabix.com>
- i. <https://www.khanacademy.org/>

